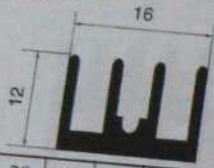


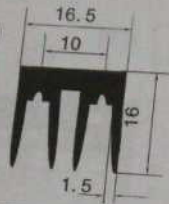
长度	20	25	30	35	40	45
有效面积	19	24	29	34	39	44

NY-002 系列



长度	20	25	30	35	40	
有效面积	22	28	34	39	45	

NY-006 系列

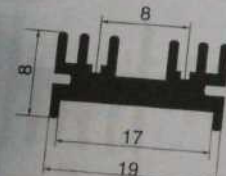
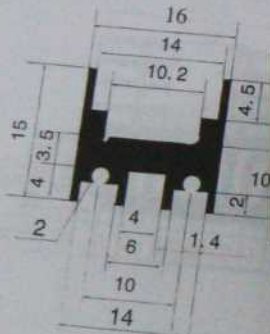


长度	20	25	30	35	40	45
有效面积	24	30	36	42	48	54

NY-003 系列

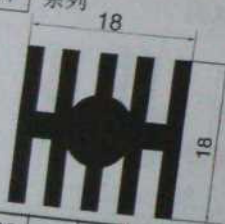
长度	25	30	35	40	45	50
有效面积	35	42	49	56	63	70

NY-007 系列



长度	20	25	30	35	40	45
有效面积	18	23	28	33	38	43

NY-008 系列



长度	25	30	35	40	45	
有效面积	43	51	60	69	77	



TSW06111

TSW06112

TSW06311

TSW08111

TSW08111-0040

TSW08115

TSW08121

TSX08133

TSW10111

TSW12111

TSW12111-0010

TSW12110

Technical drawings and photographs of various TSW and TSX series components. Each entry includes a 3D view, a 2D cross-section, a top view, and a table of dimensions. The tables vary by model, with columns for length (L), height (H), and length (L).

